


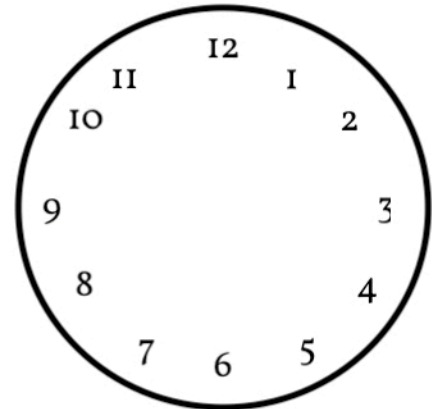


Prayer Time Clocks


1. You will need five disposable plates. The size and material can be of your choosing.



2. Add the hours of the day along the edge of each of the plates. You can also decorate your plates to make them more personalized.



3. Add clock arms to your clock. Draw and cut up five pairs of arrows, one slightly longer than the other and place them in the middle of each of the plates. Hold them in place using a pin.



4. Find out the local prayer times in your city and adjust each of the clocks accordingly. You can hang the clock set on your wall.